






















Strengths
Listening Comprehension

Name Jennie

Goals and Strategies
Accuracy-Chunk Sounds and Letters Together

Next Strategy?

Date	Observation and Instruction	Next Steps to Meet Goal
Coaching S T R U C T U R E	 Jot down the title of the selection  Observe...What I noticed related to goal?  Think :) ... Do I teach or reinforce what we planned from yesterday? Or change the plan based on what I see today?	Give child 2 “targets” each day  <ol style="list-style-type: none"> 1. Comprehension-Think about your reading and what is happening in your selection. 2. Practice strategy <p style="text-align: center;">AND</p>  Plan for tomorrow
2/9 SAMPLE	 Jennie read “Super Fly Guy”.  She came to 3 words she didn’t know. She just guessed the words and went on.  Teach her how to chunk sounds and letters together Stop and Check for Understanding	<ol style="list-style-type: none"> 1. Think about what you are reading! 2. In your Readers Notebook, log all the words you come across that you don’t know and can use with this strategy  Next, we will review the words in your notebook and watch you using this strategy in your reading. Let’s set an appointment to meet back tomorrow (write on calendar)
2/10 SAMPLE	 <u>Super Fly Guy</u>  While reading came to 2 words, was able to chunk one word, could chunk the next word but couldn’t “say it fast”.  Identified and explained which word she was able to use strategy, teach how to “fit” the last word using chunk sounds together	 <ol style="list-style-type: none"> 1. Think about reading 2. Continue to write words in notebook she is chunking  Review notebook, see if she is transferring it to her reading.
2/11 SAMPLE	 <u>Space Race</u>  Read fluently, came to “wrong” chunked and move on. Seems like she has a hold of the strategy but not all words work with chunking. Watch for “flip the sound”. She is not using the correct vowels. (Shipes for Ships)  Modeled flip the sound with ship, so when chunking, she may need to flip until it makes sense.	 <ol style="list-style-type: none"> 1. Think about reading Comprehend 2. Use a sticky note while reading to record the words she is using the strategy with. See if she can flip the sound if it doesn’t make sense.  Check the notes and see if flip the sound is helping with chunking