

Individual Reading Conferring Sheet

WITH ICONS, PAPER PENSIEVE


























NAME Jennie

GOALS

- Accuracy—Chunk Sounds and Letters Together
- Next strategy—Flip the Sound?

STRENGTHS

- Listening Comprehension
-

OBSERVATION AND INSTRUCTION		NEXT STEPS TO MEET GOAL
DATE	 <u>Mr. Whisper</u>	 <ol style="list-style-type: none"> 1. Comprehension—think 2. Practice blending sounds—bl, gr
TOUCH POINT	 Chunked 2 words  Worked on blends—bl, gr	
DATE	 <u>The Wind Blows Strong</u>	 <ol style="list-style-type: none"> 1. Check for understanding 2. Sticky words with ending chunk
TOUCH POINT	 Has beginning blends (onset)  Missing ending blends (rime)  Focus on ending blend <u> spl osh </u>	
DATE	 <u>The Secret of Spooky House</u>	 <ol style="list-style-type: none"> 1. Think 2. Continue to sticky
TOUCH POINT	 Read “spooky”—wow  Stickied 3 words  Starting to see chunks  Reviewed and practiced chunks	
DATE	 <u>The Secret of Spooky House</u>	 <ol style="list-style-type: none"> 1. Retell 2. Think about chunks and when it works
TOUCH POINT	 Stickied 3 words  Start to phase out instruction	
DATE		
TOUCH POINT	 	
DATE		
TOUCH POINT	