

Brief Focus Lesson

Fluency: Reread Text for Grade 1


Text: *The Bus is For Us!* by Michael Rosen





CAFE Goal	Fluency
CAFE Strategy	Reread Text
Observe/Relate (1 – 2 min.)	<p>Have you ever wondered how people become good readers? Let me share a story about my grandmother and the secret that she taught me.</p> <p>Every summer, my grandmother used to visit us. She liked taking the long bus ride to our house. Looking out the window and talking to the other passengers was fun for her. When she stayed with us, she used to read to me every night.</p> <p>One day I said to her, “Grandma, I like to hear you read so much. The words sound like music to me!”</p> <p>Grandma answered, “Thank you so much for saying that! I never was a good reader in school... until I learned <i>the secret</i>.”</p> <p>“What secret, Grandma?”</p> <p>“Practice--the secret was practice. If I practiced reading the same poem or part of a story every day, I sounded better and better. Any reader can do it!”</p> <p>I followed my grandmother’s advice. Every day after school, I practiced reading the same part of a story. Before I knew it, I sounded good—<i>really, really good</i>--when I read the part that I had practiced. That’s how I learned to read stories out loud so that people liked listening to me. I learned that important secret called <i>practice</i> from my grandma.</p> <p>Now I get to read stories to you every day! I hope that you like the way that my reading sounds.</p>
Teach and Reinforce	<p>Establish purpose – Today we are learning to reread text so that our reading sounds smooth.</p> <p>Create urgency – We are learning to reread text because it is one of the best ways to make our reading sound better.</p> <p>Explicit teacher modeling – Today I have a terrific book called <i>The Bus is for Us!</i> to share with you. (<i>You may want to display it on a document</i>)</p>




<p>(2 – 3 min.)</p>	<p><i>camera so that children can follow along with the text.) It reminds me of my grandma, who loved to ride the bus to my house. If you have ever ridden on a bus, you know how much fun it is! You will have an important job as you listen to me read part of the story. I will read the same part a couple of times. Listen carefully; when I'm done I will ask you to tell how my reading sounds a little better each time. Here I go... (Read the text quickly). After this reading, say: "Oh, no! My reading was way too fast. I didn't sound like I was having fun at all. I just sounded like I was in a big hurry. Let me try reading those same pages again." When you are finished, ask, "Did my reading sound better this time...why or why not?"</i></p>
<p>Practice (2 – 3 min.)</p>	<p>Think of a way that you can sound better when you read. Can you share some of your ideas with our group? <i>Call on a few students to share their ideas. Then comment "Rereading is one of the best ways to sound better when you read. When I read 'But the bus is the best!' please read it with me and show thumbs up on both your hands. Read 'The bus is for us!' along with me, too, and raise and point your two thumbs toward yourselves. Let's see how that looks. (Demonstrate reading the lines and holding your thumbs up and raising them to point to yourself.)</i> Now I will read the story again. I hope you notice that I will sound better this time. That's because rereading makes every reader sound better. <i>Read the story again and signal students to read their part. Upon finishing the story, ask: "How did rereading your lines help you each time you did it?"</i></p>
<p>Encourage and Plan (1 – 2 min.)</p>	<p>I want to see you use this strategy whenever you read out loud since you always want to sound as good as you can. Reread the text so that you sound better every time. During Daily 5, you can Read to Self and Read to Someone here at school, or you can read to yourself and your family at home. You will be happy when you hear how much better you sound each time you practice!</p>
<p>Common Core Alignment</p>	<p>Most strategies are applicable to all grade levels. Reread Text for Fluency aligns with Standard RF. 1.4 on our Grade 1 CAFE Menu or CCSS Grade Level Matrix.</p>





Become a Reading Star!

What is the secret to sounding great when you read? The secret is rereading. It will help you to become a reading star! Color a star in the box every time you practice your reading. You will hear how much better you get each time that you reread the same part of the text!

Name of Book	Practice 1	Practice 2	Practice 3	Practice 4
Page number:				

Name of Book	Practice 1	Practice 2	Practice 3	Practice 4
Page number:				

Name of Book	Practice 1	Practice 2	Practice 3	Practice 4
Page number:				

Name of Book	Practice 1	Practice 2	Practice 3	Practice 4
Page number:				

Name of Book	Practice 1	Practice 2	Practice 3	Practice 4
Page number:	