

# Reading Conferring Sheet with Icons

























Name Jennie

## Goals and Strategies

- Accuracy—Chunk Sounds and Letters Together
- 

## Strengths

- Listening Comprehension
- 

	Observation and Instruction	Next Steps to Meet Goal
<b>Date</b> 2/8  <b>Touch Point</b>	 Jot down the title of the selection.  Observe . . . What do I notice related to the goal?  Think :) . . . Do I teach or reinforce what we planned yesterday? Or change the plan based on what I see today?	 Give child 2 “targets” each day 1. Comprehension—Think about your reading and what is happening in your selection. 2. Practice strategy. <b>Next</b> AND Plan for tomorrow.
<b>Date</b> 2/9  <b>Touch Point</b>	 Jennie read <u>Super Fly Guy</u> .  She came to 3 words she didn't know. She just guessed the words and went on.  Teach her how to chunk sounds and letters together. Stop and check for understanding.	 1. Think about what you are reading! 2. In your Reader's Notebook, log all the words you come across that you don't know and can use with this strategy. Next, we will review the words in your notebook and watch you using this strategy in your reading. Let's set an appointment to meet back tomorrow. (Write on calendar.) <b>Next</b>
<b>Date</b> 2/10  <b>Touch Point</b>	 <u>Super Fly Guy</u> While reading came to 2 words, was able to chunk one word, could chunk the next word but couldn't “say it fast.”  Identified the word she read using the strategy. Restated how she used the strategy. Teach how to fix the last word by chunking sounds together. 	 1. Think about reading. 2. Continue to write words in notebook she is chunking. <b>Next</b> Review notebook, see if she is transferring it to her reading.
<b>Date</b> 2/11  <b>Touch Point</b>	 <u>Space Race</u> Read fluently, came to the word “wrong” chunked and moved on. Seems like she has ahold of the strategy but not all words work with chunking. Watch for “flip the sound.” She is not using the correct vowels. (Shipes for Ships)  Modeled flip the sound with <u>ship</u> , so when chunking, she may need to flip until it makes sense. 	 1. Think about reading. Comprehend 2. Use a sticky note while reading to record the words she is using the strategy with. See if she can flip the sound if it doesn't make sense. <b>Next</b> Check the notes and see if flipping the sound is helping with chunking.
<b>Date</b>   <b>Touch Point</b>	  	 <b>Next</b>
<b>Date</b>   <b>Touch Point</b>	  	 <b>Next</b>

